


# 2012 TREE PROGRAM



**BY  
THE  
STEELE COUNTY SWCD  
OFFICE**



# Conifer Transplants

(use 20' spacings)

# Blackhill Spruce



- **BLACKHILL SPRUCE:** Pyramidal tree that grows to 40', 20' in 20 years. Short bluish-green needles forming a very dense tree. Prefers moist-well drained porous soils and full sun. Excellent windbreak and wildlife cover.

# Colorado Spruce



- **COLORADO SPRUCE (Blue Spruce):** Pyramidal tree that grows to 60', 20' in 20 years. Has deep green to silvery-blue needles. Prefers dry to moist gravelly soils. Has been the spruce most effected by needlecast disease recently.



# Norway Spruce



- **NORWAY SPRUCE:** Pyramidal tree that grows to 75', 30' in 20 years. This is one of the fastest growing of all spruces. Excellent windbreak and wildlife tree that will grow most anywhere except where water soaked. Large cones with attractive drooping branches.

# Red Pine



- **RED PINE (Norway Pine):** Pyramidal tree that grows to 80', 30' in 20 years. Fast growing long needled pine that prefers full sun and light well-drained soils. Good windbreak tree. Minnesota State Tree.

# White Pine



- **WHITE PINE:** Grows to 100', 30' in 20 years. Fast growth rate with a pyramidal shape when young. With age the shape becomes broader. The needles are long (3-5"), soft, and are in fascicles of 5. This tree prefers sandy loam to silt loam soils but will grow on a wide range of soils. Not tolerant of poor drainage and may become chlorotic with high pH.

# Conifer Transplants


(use 8' spacings)

# Eastern Red Cedar



- **EASTERN RED CEDAR:** Pyramidal native tree grows to 30'. A long-lived, winter hardy, and alkali resistant conifer. Shouldn't be planted on wet sites or close to apple orchards, as it is a host for cedar-apple rust disease. It makes a very good windbreak tree with many benefits to wildlife.

# Northern White Cedar



- **NORTHERN WHITE CEDAR (American Arborvitae):** Pyramidal tree grows to 40', 15' in 10 years. Fast grower that prefers sun to semi-shade and moist to wet soils. Tolerant of pruning and will grow into a solid hedge. Also, may winter burn until established.



Conifer Potted  
(use 20' spacings)

# Blackhill Spruce

## Potted



- **BLACKHILL SPRUCE:** Pyramidal tree that grows to 40', 20' in 20 years. Short bluish-green needles forming a very dense tree. Prefers moist-well drained porous soils and full sun. Excellent windbreak and wildlife cover.



# Norway Spruce Potted



- **NORWAY SPRUCE:** Pyramidal tree that grows to 75', 30' in 20 years. This is one of the fastest growing of all spruces. Excellent windbreak and wildlife tree that will grow most anywhere except where water soaked. Large cones with attractive drooping branches.



## Meyer Spruce Potted




- **MEYER SPRUCE:** Pyramidal tree grows 50'-75', 20' in 20 years. A tree with sold blue-green needles and dense growth. Appears to resist disease and insects better than the Colorado Spruce. With stands a wide range of soils and will take shade. Some believe that due to its disease resistance and extreme hardiness, it may replace the Colorado.

Conifer Potted

(use 8' spacings)

# Northern White Cedar Potted



- **NORTHERN WHITE CEDAR (American Arborvitae):** Pyramidal tree grows to 40', 15' in 10 years. Fast grower that prefers sun to semi-shade and moist to wet soils. Tolerant of pruning and will grow into a solid hedge. Also, may winter burn until established.



Conifer Potted  
(use 20' spacings)



# Ponderosa Pine Potted



- **PONDEROSA PINE: Grows rapidly to 80', 30' in 20 years. More of an open pine with dark green needles 5'-8' long in fascicles of two or three. Grows best on well drained uplands but we have found this tree to be the most hardy pine on heavy soils.**



# White Pine Potted



- **WHITE PINE: Grows to 100', 30' in 20 years. Fast growth rate with a pyramidal shape when young. With age the shape becomes broader. The needles are long (3-5"), soft, and are in fascicles of 5. This tree prefers sandy loam to silt loam soils but will grow on a wide range of soils. Not tolerant of poor drainage and may become chlorotic with high pH.**



Conifer Potted

(use 8' spacings)

# Techny Arborvitae Potted



- **TECHNY ARBORVITAE:** Pyramidal tree that grows to 20', 10' in 10 years. Medium growth rate. Prefers sun to semi-shade and moist to wet soils. Makes a good hedge with dark green foliage year-round. Use 6' spacing if you want it to close sooner.

# Eastern Red Cedar Potted



- **EASTERN RED CEDAR:** Pyramidal native tree grows to 30'. A long-lived, winter hardy, and alkali resistant conifer. Shouldn't be planted on wet sites or close to apple orchards, as it is a host for cedar-apple rust disease. It makes a very good windbreak tree with many benefits to wildlife.

# DECIDUOUS SEEDLINGS

(Tall Trees - use  
16' – 20' spacings)



# Basswood

## American Linden



- **American Linden (Basswood): Grows to 75', 30' in 20 years. Trunk diameter is 2'-5' with large spreading branches. Abundant sweet smelling flowers in May/June that attract honey bees. This tree needs to be planted much more to help support our pollinators.**



# Bur Oak



- **\*BUR OAK:** Grows to 60', 20' in 20 years. A very hardy native tree used for lumber and other wood products. Prefers well drained soils but will tolerate both wet and dry soils. Can be used for windbreaks if wildlife is prime concern. Has excellent value for this by providing nesting cover, browse, and acorns.



# Red Oak



- **\*RED OAK:** Grows to rapidly 80', 25' in 20 years. Hardy native tree that prefers rich, deep, moist, medium to fine textured soils. Has excellent value for wildlife by providing nesting cover, browse, and acorns. Holds leaves through winter.

# Swamp White Oak



- **\* SWAMP WHITE OAK:** Grows to 70', 20' in 20 years. A hardy, long-lived native tree that prefers moist to wet lowland and swampy soils. It has a moderate growth rate and will take some shade. Use in windbreak if wildlife is a prime concern. Has excellent value for nesting, cover, browse and acorns.

# White Oak



- **\*WHITE OAK:** Grows to 80'. A very hardy native that is broad and dense. Tolerates most soils but well adapted to heavy soil. Purple-Red fall color with sweet acorns relished by wildlife.

# Hackberry



- **\* HACKBERRY: Grows to 60', 35' in 20 years. A hardy native with wide spreading branches. Grows best in moist well-drained sites, but not too particular. Has high wildlife value.**

# Siouxland Cottonwood



- **SIOUXLAND COTTONWOOD:** Grows to 80', 40' in 20 years. A stately tree good for growing along roads as it tolerates salt spray. This tree provides quick cover and needs full sun to thrive. This tree has no seed and will not spread.

# Silver Maple



- **SILVER MAPLE (Soft Maple):** Grows to 80', 50' in 20 years. A hardy, long lived, fast growing native tree. Grows in heavy soils, including those with abundant moisture.

# Norway Poplar



- **NORWAY POPLAR:** Grows to 80', 60' in 20 years. A large, fast growing narrow crown tree. Longest lived of all poplars. Grows well on most sites.

# DECIDUOUS SEEDLINGS

(Short Trees - use 8'  
spacings)



# American Plum



- **AMERICAN PLUM:**  
Grows to 12', 12' in 10 years. Native tree that spreads to form thickets. Grows on most soils except sandy sites.



## Midwest Crabapple



- **MIDWEST CRABAPPLE:**  
Grows to 20', 15' in 10 years.  
Bears fruit every year, fruit persists into winter providing food for wildlife. Grows well on most soils.



# Canada Red Cherry

- **CANADA RED CHERRY:** A fast growing rounded tree 20'-25' tall. White fragrant flowers in spring followed by small cherries in summer. Summer foliage is maroon in color. Freely suckers and doesn't like wet soils.

# DECIDUOUS SEEDLINGS

(Shrubs- use 4' spacings)



# American Cranberry



- **AMERICAN CRANBERRY:**  
Grows to 10', 10' in 10 years.  
White flowers in May followed  
by red foliage and scarlet edible  
berries in fall. Tolerates heavy  
soil types. Excellent wildlife  
habitat and makes a good snow  
catch or screen.

# Arrowwood



- **ARROWWOOD:** Grows to 15', 10' in 10 years. Fast growing, multi stemmed and freely suckering from base. White flowers, blue-black fall berries and red fall color. Will grow in any soil and take shade.

# Black Chokeberry



- **BLACK CHOKEBERRY:** Grows 5'. White flowers, blue-black berries and red fall color. Tends to sucker. Will grow well in most soils and moisture conditions.

# Common Lilac



- **COMMON LILAC: Grows to 10', 10' in 10 years. A large rounded shrub with purple flowers. Is an excellent choice for the snow catch row in windbreaks. Grows well on most soils.**

# Cotoneaster



- **COTONEASTER:** Grows to 10', 10' in 10 years. Spreading branches with pink flowers and shiny dark green leaves. Red berries in the summer. Makes a good snow catch or screen. It grows best on well-drained soils.

# False Indigo



- **FALSE INDIGO:** Grows to 12' in 10 years. A wide shrub with blue, purple, or white flowers and seedpods in fall. Grows well in all soils. This plant makes a good companion to others because it fixes nitrogen.

# Hawkeye Honeysuckle



- **HAWKEYE HONEYSUCKLE:** Grows to 10'. Fast growing shrub with red flowers. Grows best in well-drained soils, but will tolerate heavy soils. This honeysuckle is aphid resistant.

# Hazelnut



- **HAZELNUT: Grows to 10' in 10 years. A multi-stemmed round topped plant. Light yellow-red foliage in the fall with edible nuts (also called filberts). Prefers well-drained loamy soils. Will take some wetness and shade.**



# Redtwig Dogwood



- **REDTWIG DOGWOOD:** Grows to 8', 8' in 10 years. Fast growing native shrub. It has bright red bark and is shade tolerant. Grows best in heavy soils including those that are water soaked.

# Silky Dogwood



- **SILKY DOGWOOD:**  
Grows quickly to 10'.  
Native rounded shrub like  
to grow along streams,  
wetlands, and low woods.  
Young branches are  
reddish purple, older  
branches are brownish  
purple.



# Gray Dogwood



- **GRAY DOGWOOD:** Moderate growth rate to 10'. Native rounded shrub that likes moist to dry soils and full sun through shade. It has dull purplish stems with purple fall color. Summer berries are relished by birds.



# WILDLIFE PACKETS

RED CEDAR  
(8 plants)

WHITE CEDAR  
(8 plants)

AMERICAN  
PLUM  
(4 plants)

BLACK  
CHOKEBERRY  
(4 plants)

CRABAPPLE  
(4 plants)

CRANBERRY  
(4 plants)

FALSE  
INDIGO  
(4 plants)

HAZELNUT  
(4 plants)

RED  
DOGWOOD  
(4 plants)

RED  
OAK  
(4 plants)

COTONEASTER  
(4 plants)

ARROWWOOD  
(4 plants)

**WE ARE ALWAYS ON THE MOVE**  
**FOR OUR CLIENTS**  
**FINDING AND PROVIDING THE**  
**BEST CONSERVATION TREES**  
**AVAILABLE!**

